



## **Elder's Triple Screen Rule for ChartNexus XPertTrader**

Copyright © 2004-2008 ChartNexus

All rights reserved. No part of this document may be reproduced in any form or by any electronic or mechanical mean, including information storage and retrieval systems, without permission in writing from ChartNexus Pte. Ltd ("ChartNexus").

**Disclaimer**

All information provided in this article is for educational purposes only and shall not be construed as an advisory service or market prediction. Please check with your authorised financial advisor for any financial advice.

# 1.0 ChartNexus Account Sign Up

## 1.1 Visit ChartNexus.com

In order to use XPertTrader and to receive daily stock data, sign up for a ChartNexus account.

To sign up, visit ChartNexus.com and click on either the “Sign Up” button at the upper part of the website, or any “Sign Up Now!” buttons.



The screenshot shows the ChartNexus website interface. At the top, there is a navigation bar with links for Home, Events, Products, Education, Forum, Jobs, and Company. Below this, there are utility links: SIGN UP, MY ACCOUNT, FORGET PASSWORD, FAQ, SITEMAP, and CONTACT US. The main content area features a 'Technical Analysis Software' section with a 'FREE DOWNLOAD' button and a list of features: FREE market data (SGX, KLSE, US, JSX...), Popular indicators & charting toolbox, Auto-updating of market data with adjustment, and Intuitive and easy to use. A 'Learn More' link is provided. To the right, there is an 'UPCOMING EVENTS' section with a language selector (SG, MY, ID) and a list of events: 10 Dec 2008 (Wednesday) Technical Analysis Training Program Preview, 11 Dec 2008 (Thursday) Super Charge Your Trend Analysis with ADX, 13 Dec 2008 (Saturday) ChartNexus Technical Analysis Course (Singapore), and 16 Dec 2008 (Tuesday) 股市技术分析课程介绍 (新加坡). Below the events is a 'NEWS & ANNOUNCEMENTS' section with items: 9 Dec 2008 (Tuesday) ChartNexus version 2.4.1 is now available, 14 Nov 2008 (Friday) CTA Forum Under Maintenance, and 4 Nov 2008 (Tuesday) ChartNexus Version 2.4.1 Coming Soon. The 'CHARTNEXUS ADD-ONS' section highlights 'XPertTrader™' with a description: 'XPertTrader module lets you create market screening rules to look out for the next profitable trades. No more flipping through hundreds of charts! Create your own rules and let XPertTrader screens the market using your favourite technical signals today!'. It includes a 'More Details' link and a list of features: Screen the entire market so that you don't miss any stocks, No programming needed to create buy/sell strategies, and Easily customizable parameters mean you can create your own set of rules. There are 'Subscribe Now' and 'Request Trial' buttons.

### Disclaimer

All information provided in this article is for educational purposes only and shall not be construed as an advisory service or market prediction. Please check with your authorised financial advisor for any financial advice.

## 1.2 Registration Form

### FREE User Account Signup

If you have *lost/forgot your password*, please use these **forms** or go to **FAQs**



If you are not satisfied with our services, you may **terminate** your account at any time. However, if you have any existing subscription with us, do **contact us** before terminating.

\* Required information

**Login Information**

\* Login name  (Choose a name between 6 to 16 characters, no spaces and only lowercase)

\* Password  (Password is case sensitive, length should be between 6 to 16 characters)

\* Confirm password

Select primary market data  SGX  KLSE  JSX  HKSE  INDIA (BSE & NSE)  US (AMEX, NASDAQ & NYSE)

**Personal Information**

\* Email address  (Activation link will be sent to this email, please provide a VALID email account)

\* Confirm email address  (Key in your email address again to confirm and to avoid typing in wrong email)

\* Name  (How do we address you?)

Contact no.

Gender  Male  Female

Age

Approach/belief

\* Occupation

\* Country of residence

\* State/Province of residence

**Optional Information**

Your education level

Are you a ...

Name of charting software that you had used or are using

I have read the ChartNexus® website **Terms of Use** and agreed to the terms and conditions.

Fill in and submit the registration form. You will receive a confirmation email from us shortly.

#### Disclaimer

All information provided in this article is for educational purposes only and shall not be construed as an advisory service or market prediction. Please check with your authorised financial advisor for any financial advice.

## 1.3 Confirmation Letter and Account Activation

Dear

Thanks becoming a member of ChartNexus !

Please secure this login information as you will be using this to login to ChartNexus software.

LOGIN :

PASSWORD : {{omitted for security reason}}

To activate your membership, please click on the following link or paste this link to your Internet browser:

[http://www.chartnexus.com/users/activate\\_account.php?login=\\_\\_\\_\\_\\_&actkey=07FaCINSIF55enR](http://www.chartnexus.com/users/activate_account.php?login=_____&actkey=07FaCINSIF55enR)

Once you have activated your account, please proceed to download ChartNexus:

<http://www.chartnexus.com/products/download.php>

If you encounter any problems, kindly refer to the manual and learning resources:

<http://www.chartnexus.com/learning/manual>

Happy Charting !

Always Our Best,  
ChartNexus Team

\_\_\_\_\_ ChartNexus® :: Chart Your Success \_\_\_\_\_

Visit us for more information :

<http://www.chartnexus.com/>

**Click on the activation link and your account is ready to be used.**

### Disclaimer

All information provided in this article is for educational purposes only and shall not be construed as an advisory service or market prediction. Please check with your authorised financial advisor for any financial advice.

## 2.0 ChartNexus Download

To download ChartNexus, simply click on the “Free Download” at our main page. You will be directed to the download page.



The screenshot shows the ChartNexus website's download page. On the left is a navigation menu with links for Overview, Features and Capabilities, System Requirements, Installation, and User Manual, along with a 'Download Now' button and a promotional box. The main content area is titled 'Download Packages' and includes a warning to check system requirements, a table of package details, and a note about account creation.

Version	: 2.4.1
Release Date	: 8 <sup>th</sup> Dec 2008
Program (EXE)	Select either one of the setup program : <ol style="list-style-type: none"><li>1. Setup with Java Installer (<b>Click here to download</b>) (16.9MB) <small>(Recommended if you are not sure if you already have Java installed.)</small></li><li>2. Setup Program (<b>Click here to download</b>) (3.45MB) <small>(Please use this installer if you have already installed Java.)</small></li></ol>
Changes & Fixes	: <a href="#">Release Notes</a>
Supported Systems	: Windows 2000, Windows XP, Windows Vista

**NOTE :**  
To receive daily stock data, you'll need an account to logon to our server.  
Sign up for a free account. It will only take you a few minutes. [SIGN UP NOW](#)

Once the download is complete, visit

<http://www.chartnexus.com/learning/#manual>

The above link contains step-by-step instructions on how to install ChartNexus, as well as a comprehensive user manual to guide users on the usage of various functions and features of ChartNexus.

### Disclaimer

All information provided in this article is for educational purposes only and shall not be construed as an advisory service or market prediction. Please check with your authorised financial advisor for any financial advice.

# 3.0 XPertTrader Subscription

## 3.1 Subscribe at ChartNexus.com

To access XPertTrader, subscription is required. Log on to [www.chartnexus.com](http://www.chartnexus.com) and, under XPertTrader, select “Subscribe Now”.

### Add-ons For Subscription

ChartNexus® Add-ons empower you to build your own customized financial charting system. Select the add-on that fits your needs.

Before proceeding you may want to review the software subscription policy.

#### CUSTOMIZE

Use the options below and start building your ultimate financial charting system.

Currency

\*Prices may be adjusted without notice due to fluctuations in the currency exchange rate.

#### XPertTrader™

##### FREE BONUS

- Exclusive access to XPertTrader Library
- FREE access to 10-year historical market data that we provide for the duration of subscription
- FREE version upgrades, fast support, 14-day money back guarantee and more



ChartNexus XPertTrader

0

6 months (\$210)

13 months (\$420)

#### 10 Years Historical Data

- Only pay once for historical data



KLSE (Malaysia)

0

One-time Fee (\$35)

NYSE, NASDAQ and AMEX (US)

0

One-time Fee (\$90)

SGX (Singapore)

0

One-time Fee (\$60)

You save \$0

**Total after savings \$0**

Login

No account?

Password

Forgot password?

Check Out

Reset

#### Disclaimer

All information provided in this article is for educational purposes only and shall not be construed as an advisory service or market prediction. Please check with your authorised financial advisor for any financial advice.

## 3.2 Log into ChartNexus account

After selecting an XPertTrader module (\$210 / \$420), log into your ChartNexus account and click “Check Out”.

### Summary Of Subscription

Hello ,

Please verify before you proceed to make payment

Module	Subscription Period	Price
ChartNexus XpertTrader	6 months	\$210
<b>Total</b>		<b>\$210</b>

Prices in SGD

You will be directed to our secure payment system with Telemoney to make payment.

Your payment will be made payable to **Chartnexus Pte. Ltd.**

We accept the following payment methods



Please send **cheque** payments to this address

Verify your subscription summary, and then select “Submit”. You will be directed to our secure payment website.

## 3.3 Payment

Select your payment method at Telemoney, key in your payment details and select “Submit”.

### Disclaimer

All information provided in this article is for educational purposes only and shall not be construed as an advisory service or market prediction. Please check with your authorised financial advisor for any financial advice.

Once payment is made, your XPertTrader will be immediately activated.



EASYPAY

### IMPORTANT:

You are paying : **SGD 210.00** to **Chartnexus Pte Ltd**  
( Ref: FSCSR700101034058 )

Please select your payment mode



### Credit Card Payments

Credit card payments



Please enter credit card details

Card number :  -  -  -

Expiry Date :  MM  YY

CW2 :  [Tell me more about CVV2](#)

### Payment By eNETS Debit

**eNETS Debit** is an Internet-based payment service that enables you to make payment from your DBS or UOB bank account using your Internet Banking User ID and PIN.



**Please ensure that your browser allows pop-up windows for proper transaction flow through eNETS.**

\* If nothing happens after clicking the submit button, please check that you have enabled JavaScript and Cookies in your browser. For more information, please click on your browser's Help.

Copyright © 2007 [Systems@Work Pte Ltd](#). All rights reserved. [Privacy Policy](#) • [Terms of Service](#)



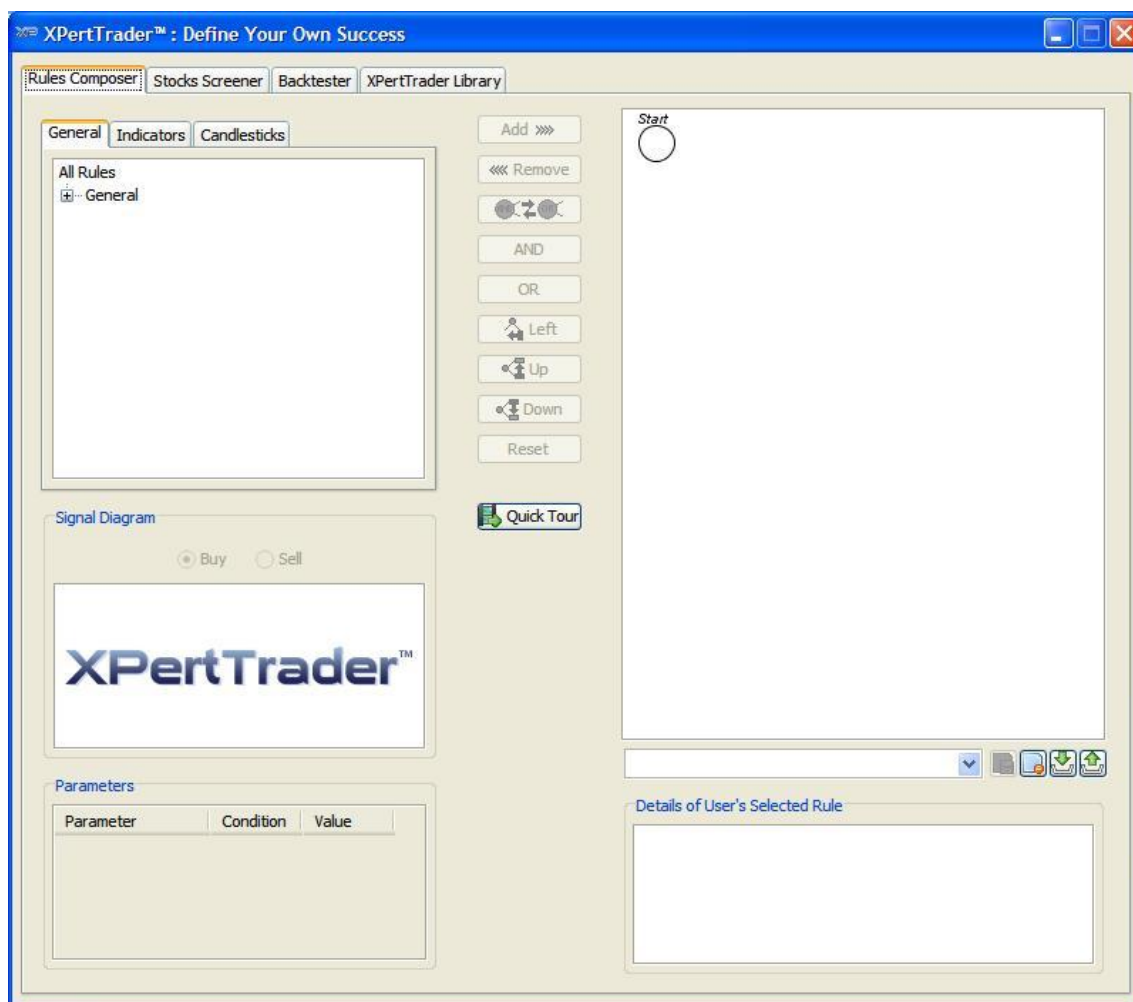
### Disclaimer

All information provided in this article is for educational purposes only and shall not be construed as an advisory service or market prediction. Please check with your authorised financial advisor for any financial advice.



## 4.0 Accessing the Elder Rule in XPertTrader

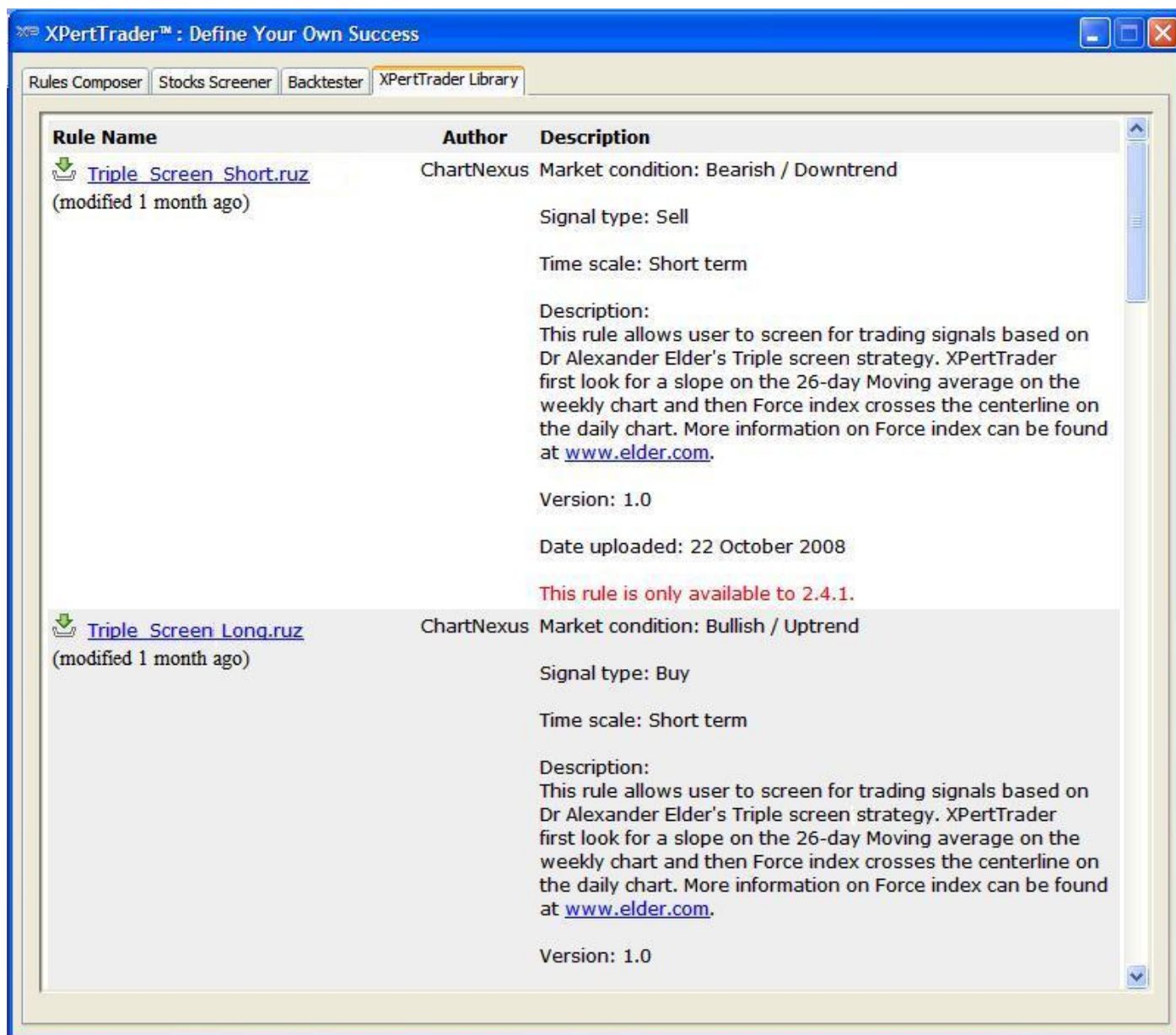
### 4.1 Run XPertTrader.



XPertTrader begins with the Rules Composer tab.

#### Disclaimer

All information provided in this article is for educational purposes only and shall not be construed as an advisory service or market prediction. Please check with your authorised financial advisor for any financial advice.

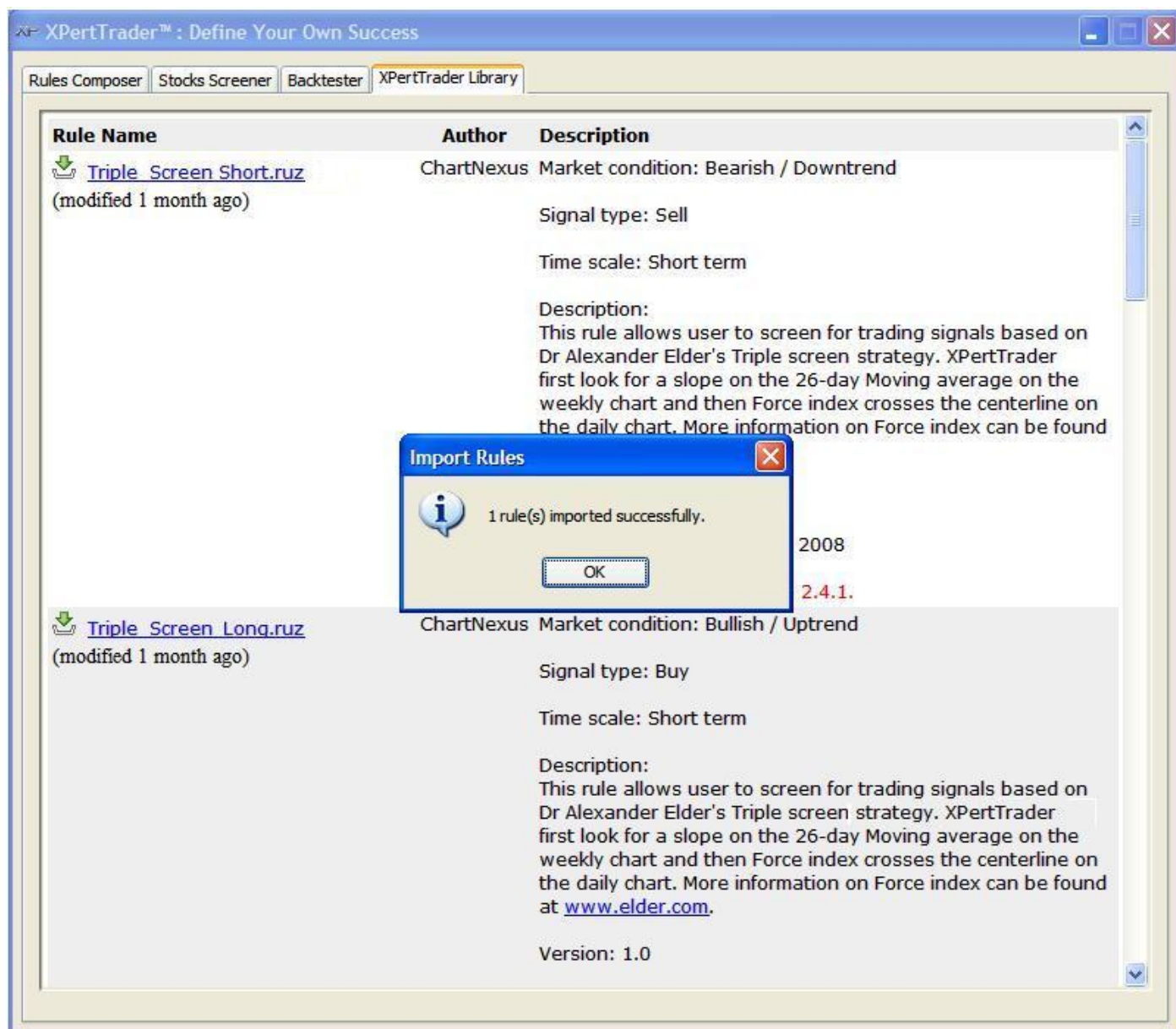


Change tabs to view the XPertTrader Library.

**Disclaimer**

All information provided in this article is for educational purposes only and shall not be construed as an advisory service or market prediction. Please check with your authorised financial advisor for any financial advice.

## 4.2 Download Rules

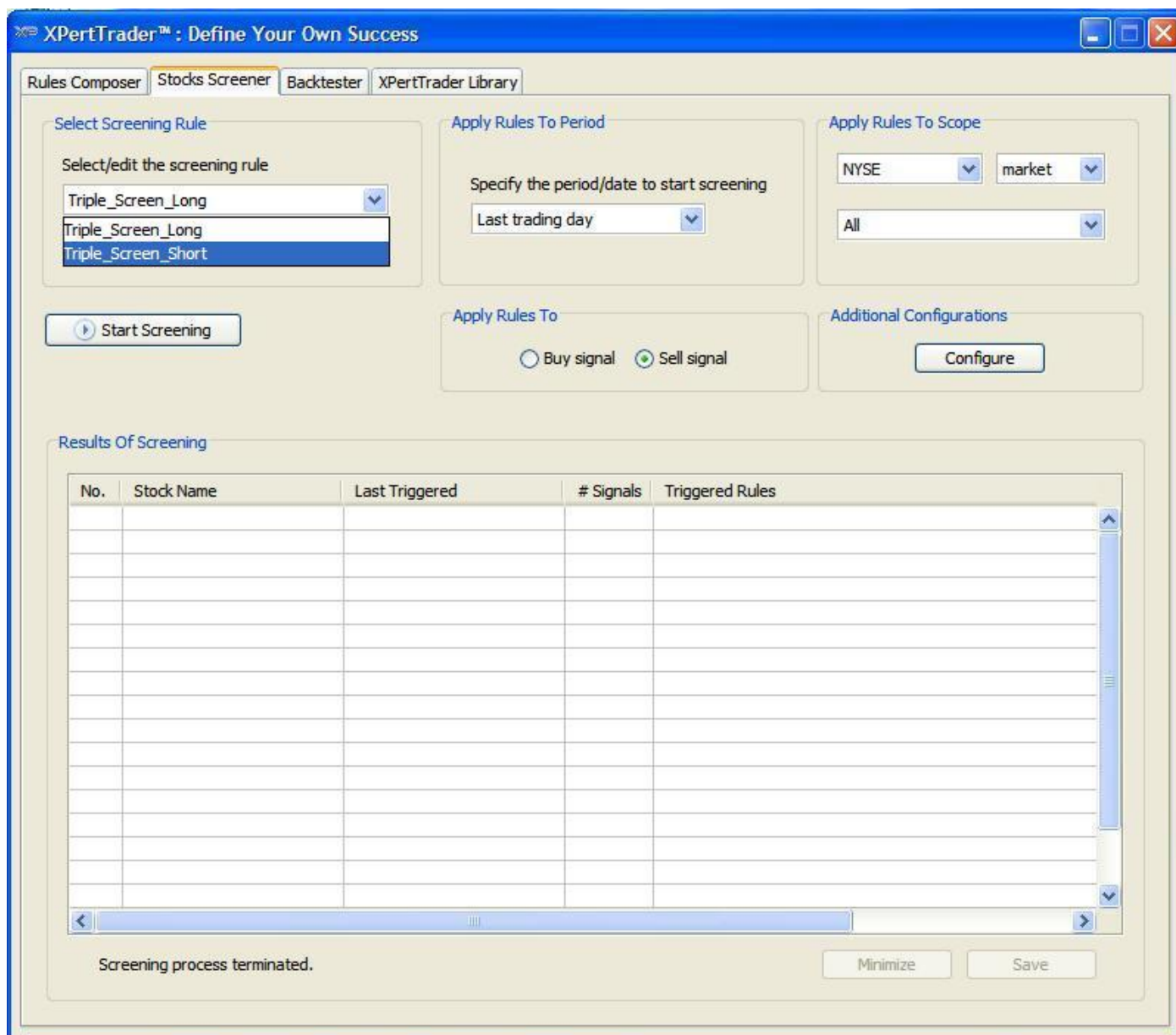


When the list of available rules is displayed, click on both Triple Screen rules and export them.

### Disclaimer

All information provided in this article is for educational purposes only and shall not be construed as an advisory service or market prediction. Please check with your authorised financial advisor for any financial advice.

### 4.3 Screen for Stocks Using Downloaded Rules



Change tabs to view Stocks Screener.

**Disclaimer**

All information provided in this article is for educational purposes only and shall not be construed as an advisory service or market prediction. Please check with your authorised financial advisor for any financial advice.

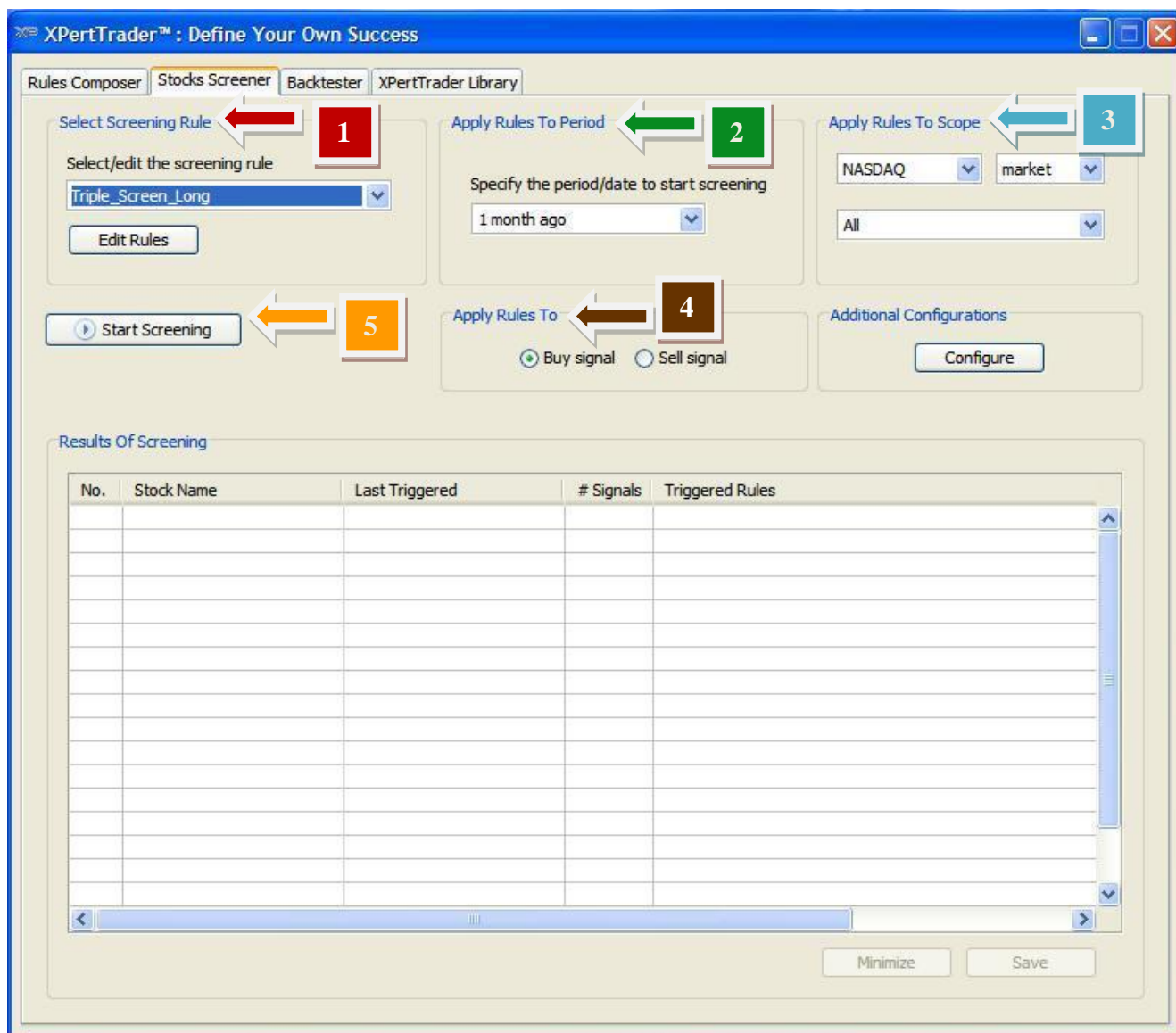


Figure 1

**Disclaimer**

All information provided in this article is for educational purposes only and shall not be construed as an advisory service or market prediction. Please check with your authorised financial advisor for any financial advice.

The following 5 steps will guide you to easily screen for stocks using the Elder Triple Screen Long rule. (Refer to figure 1)

1) Select the Triple Screen Long rule from the drop down menu.

2) Select the period from which you want the stocks to be screened.

3) Select the market and scope you want to screen.

4) Be sure to take note of Buy or Sell signal types of screening rules (indicated in the XPertTrader library).

\*Triple Screen Long rule detects Buy signals.

5) Select "Start Screening".

**Disclaimer**

All information provided in this article is for educational purposes only and shall not be construed as an advisory service or market prediction. Please check with your authorised financial advisor for any financial advice.

Similarly, the following 5 steps will guide you to easily screen for stocks using the Elder Triple Screen Short rule. (Refer to figure 1)

1) Select the Triple Screen Short rule from the drop down menu.

2) Select the period from which you want the stocks to be screened.

3) Select the market and scope you want to screen.

4) Be sure to take note of Buy or Sell signal types of screening rules (indicated in the XPertTrader library).

\*Triple Screen Short rule detects Sell signals.

5) Select "Start Screening".

**Disclaimer**

All information provided in this article is for educational purposes only and shall not be construed as an advisory service or market prediction. Please check with your authorised financial advisor for any financial advice.

For further information and detailed configuration of stock screening, kindly refer to the following

User manual:

<http://www.chartnexus.com/learning/manual/add-ons/node13.html>

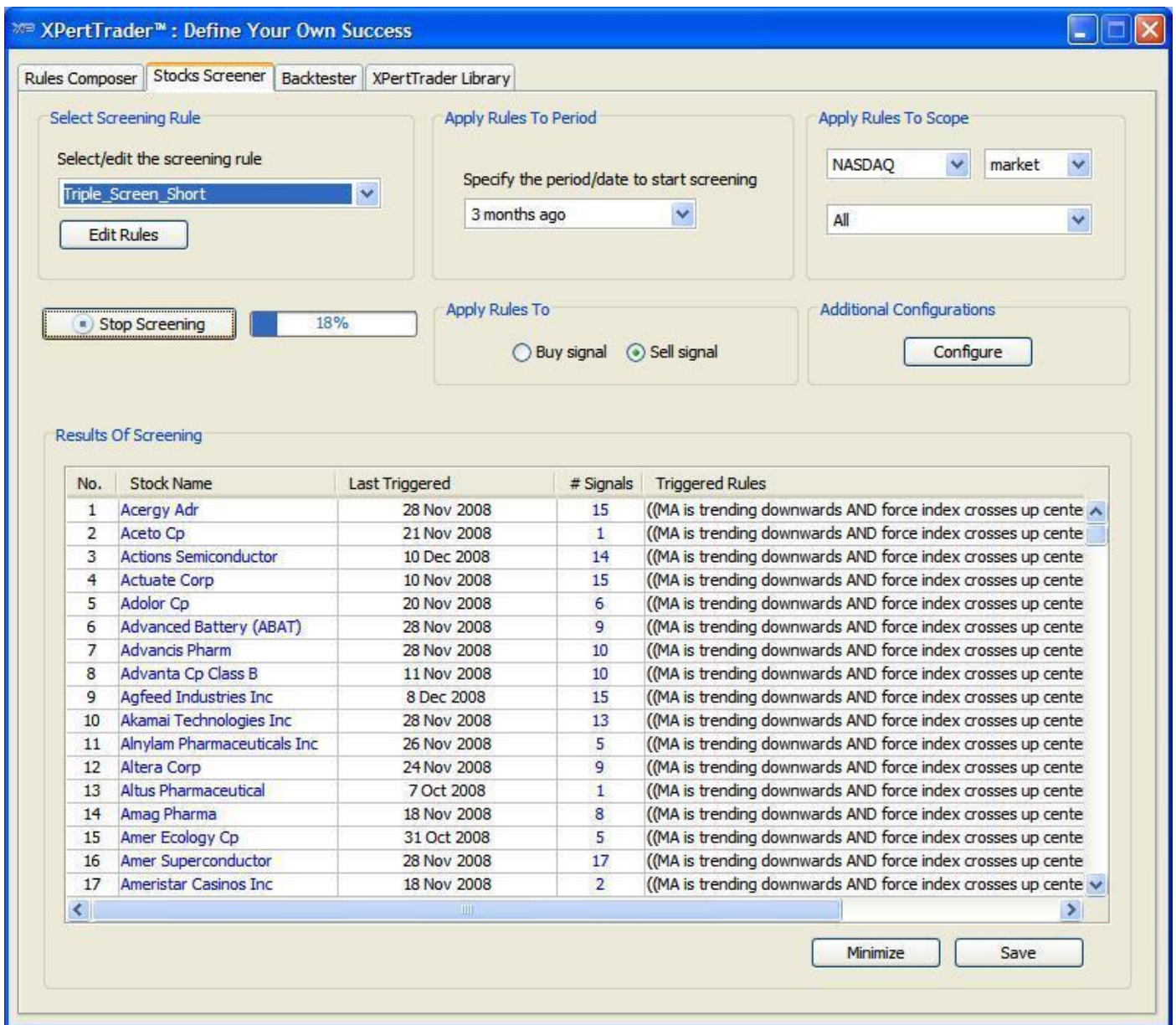
Video:

<http://www.chartnexus.com/support/tutorials/xperttrader/>

**Disclaimer**

All information provided in this article is for educational purposes only and shall not be construed as an advisory service or market prediction. Please check with your authorised financial advisor for any financial advice.





After selecting “Start Screening”, a bar will appear displaying the percentage of progress.

To view a stock’s performance chart, as well as buy or sell signals, simply double click the stock name.

**Disclaimer**

All information provided in this article is for educational purposes only and shall not be construed as an advisory service or market prediction. Please check with your authorised financial advisor for any financial advice.

The Triple Screen Short rule detects sell signals.

As seen below, the red downward arrow is a sell signal, prompting users to sell stocks.



For more information on the exact trading methods using triple screen strategy, you may refer to

<http://www.investopedia.com/articles/trading/03/040903.asp?viewed=1>

**Disclaimer**

All information provided in this article is for educational purposes only and shall not be construed as an advisory service or market prediction. Please check with your authorised financial advisor for any financial advice.

On the other hand the Triple Screen Long rule detects buy signals. The green upward arrow below is a buy signal.



For more information on the exact trading methods using triple screen strategy, you may refer to

<http://www.investopedia.com/articles/trading/03/040903.asp?viewed=1>

**Disclaimer**

All information provided in this article is for educational purposes only and shall not be construed as an advisory service or market prediction. Please check with your authorised financial advisor for any financial advice.

## 5.0 Elder Triple Screen Rule Information

The Elder Triple Screen Rule was developed by Dr. Alexander Elder. Dr. Elder, once a psychiatrist in New York City, is a professional trader and a world-class expert in technical analysis.

He is also the author of two best-selling trading books *Trading for a Living* and *Come into My Trading Room*. The founder of his own firm, Financial Trading Inc., which aids people in becoming better traders, Dr. Elder developed the Force Index oscillator in addition to his world-famous Triple Screen strategy.

Alexander Elder's Triple Screen system is a powerful tool that incorporates a series of indicators into a comprehensive combination. It remedies the flaws of individual indicators whilst detecting the stock market's complexity, thus allowing users to cut loss and providing them a higher degree of profitability.

To find out more about Dr. Elder, and his world-famous Triple Screen rule, log on to his website:

<http://www.elder.com>

### Disclaimer

All information provided in this article is for educational purposes only and shall not be construed as an advisory service or market prediction. Please check with your authorised financial advisor for any financial advice.

## 6.0 Support Information

Triple Screen rule for ChartNexus XpertTrader

*Copyright © 2004-2008 ChartNexus*

For more information on other software as well as training courses and seminars, please contact

### **ChartNexus Pte. Ltd. (Singapore)**

Reg. No. : 200408905H

15 Enggor Street,

#10-01, Realty Centre,

Singapore 079716

**Events Enquiries :** (65) 6491 1456

**Technical Enquiries :** (65) 6491 1453 / (65) 6491 1454

**Fax :** (65) 6534 9928

### **ChartNexus Sdn. Bhd. (Malaysia)**

Reg. No.: 766463-K

903, Block A, Phileo Damansara 1,

Jalan 16/11, Sek 16,

46350 Petaling Jaya,

Selangor, Malaysia.

**Events Enquiries :** (60) 12 626 6519

**Technical Enquiries :** (60) 3 7957 1076

#### **Disclaimer**

All information provided in this article is for educational purposes only and shall not be construed as an advisory service or market prediction. Please check with your authorised financial advisor for any financial advice.